

Concord School District Annual Enrollment Report December 2015



Our vision is that all Concord students develop a passion for learning, experience excellence in their lives and believe that they have the ability to shape the future of their lives and communities.

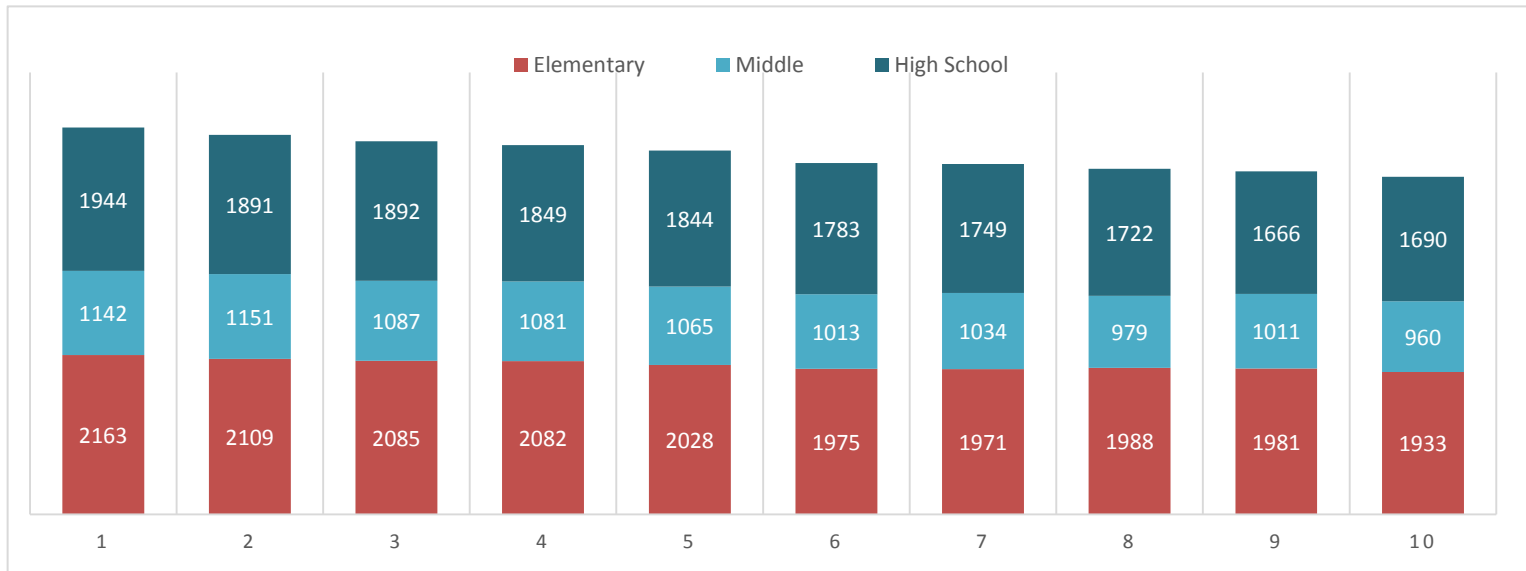


Terri Forsten, Superintendent of Schools
Gene Connolly, Concord High School Principal
Tom Sica, Rundlett Middle School Principal

Concord School District Enrollments 10 Year History

12/16/2015

Level	2006-2007	2007-2008	2008-2009	2009-2010	2010-2011	2011-2012	2012-2013	2013-2014	2014-2015	2015-2016	10 Yr Change
Elementary	2163	2109	2085	2082	2028	1975	1971	1988	1981	1933	
Difference	-27	-54	-24	-3	-54	-53	-4	17	-7	-48	-230 -11%
Middle	1142	1151	1087	1081	1065	1013	1034	979	1011	960	
Difference	-63	9	-64	-6	-16	-52	21	-55	32	-51	-182 16%
Concord	1748	1681	1694	1649	1640	1583	1557	1532	1493	1520	-255
Deerfield	196	210	198	200	204	200	192	190	173	170	-26
High School	1944	1891	1892	1849	1844	1783	1749	1722	1666	1690	
Difference	35	-53	1	-43	-5	-61	-34	-27	-56	24	-281 -13%
District Total	5249	5151	5064	5012	4937	4771	4754	4689	4658	4583	
Difference	-55	-98	-87	-52	-75	-166	-17	-65	-31		

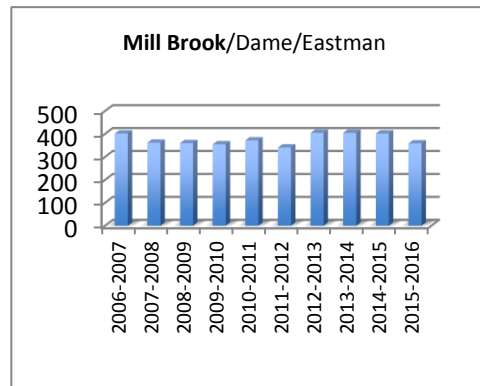
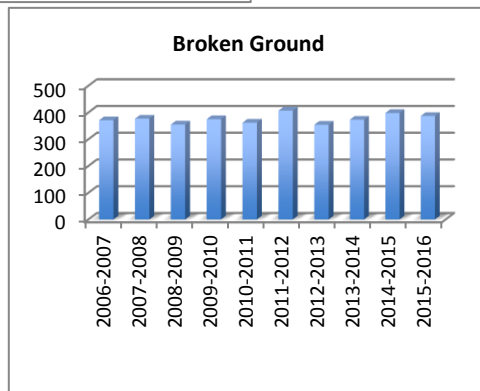
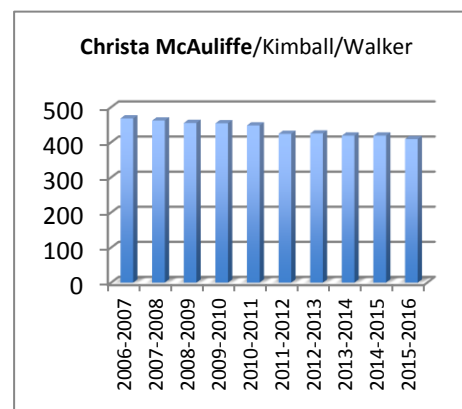
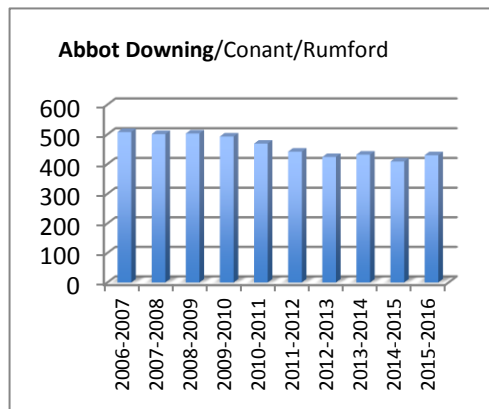
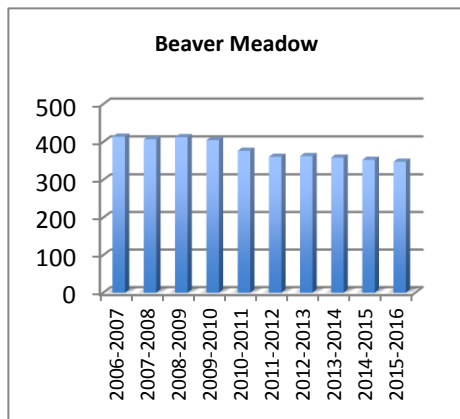


Concord Elementary Schools Annual Enrollment Report December 2015



Terri Forsten, Superintendent of Schools

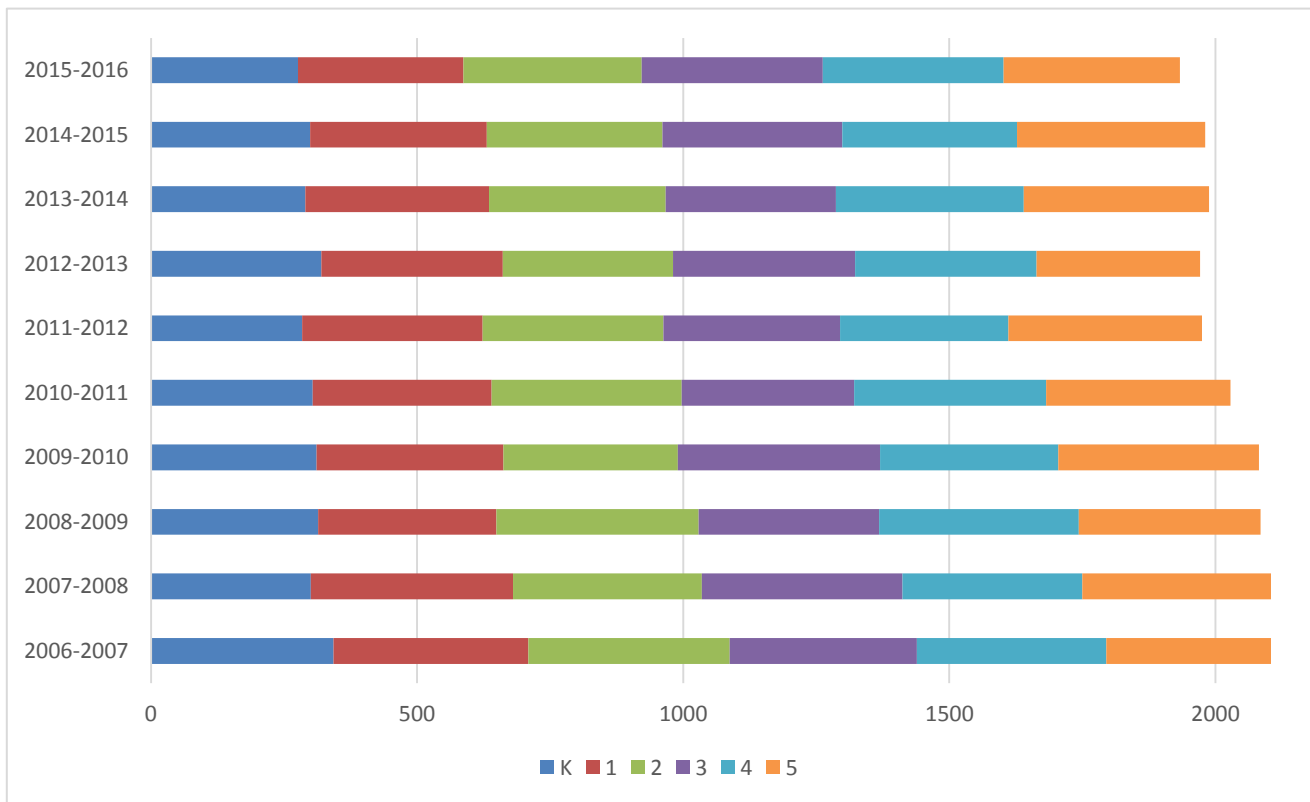
School	2006-2007	2007-2008	2008-2009	2009-2010	2010-2011	2011-2012	2012-2013	2013-2014	2014-2015	2015-2016	10 YR change	10 YR chg %
Beaver Meadow	414	407	413	405	377	361	363	359	353	348	-5	-1%
Abbot Downing/Conant/Rumford	508	501	503	493	469	442	424	432	409	430	21	4%
Christa McAuliffe/Kimball/Walker	468	462	455	454	448	424	425	419	419	409	-10	-2%
Broken Ground	371	377	355	375	362	407	354	373	398	387	-11	-3%
Mill Brook/Dame/Eastman	402	362	360	355	372	341	405	405	402	359	-43	-11%
Total Elementary K to 5	2163	2109	2086	2082	2028	1975	1971	1988	1981	1933	-48	-11%
Percent Change Year to Year	-1%	-2%	-1%	0%	-3%	-3%	0%	1%	-0.35%			



Concord Elementary School Enrollments 10 Year History

12/16/2015

Grade	2006-2007	2007-2008	2008-2009	2009-2010	2010-2011	2011-2012	2012-2013	2013-2014	2014-2015	2015-2016	Cohorts for 2015-2016	10 YR Change	10 Yr Chg %
K	343	300	314	311	304	284	320	290	299	276		-67	-20%
1	366	380	335	351	336	339	341	345	332	311	12	-55	-15%
2	378	355	380	328	357	340	320	332	330	335	3	-43	-11%
3	352	377	339	380	324	332	342	320	338	340	10	-12	-3%
4	356	338	375	335	361	316	341	353	328	340	2	-16	-4%
5	368	359	342	377	346	364	307	348	354	331	3	-37	-10%
Total	2163	2109	2085	2082	2028	1975	1971	1988	1981	1933		-230	-11%



Elementary Schools
Students - Sections - Teachers

12/16/2015

Abbot-Downing School	K	1	2	3	4	5	Total
2012-2013 students	62	70	73	63	83	69	424
2013-2014 students	54	74	71	82	67	84	432
2014-2015 students	57	70	68	65	82	67	409
2015-2016 students	61	62	79	75	70	83	430
2012-2013 sections	4	4	4	3	4	3	22
2013-2014 sections	3	4	4	4	3	4	22
2014-2015 sections	3	4	3	3	4	3	20
2015-2016 sections	4	3	4	3	3	4	21
Student Teacher Ratio 2012-2013	15.5	17.5	18.3	21	20.8	23	19.3
Student Teacher Ratio 2013-2014	18	18.5	17.8	20.5	22.3	21	19.6
Student Teacher Ratio 2014-2015	19	17.5	22.7	21.7	20.5	22.3	20.5
Student Teacher Ratio 2015-2016	15.3	20.6	19.8	25	23.3	20.8	20.5

Beaver Meadow School	K	1	2	3	4	5	Total
2012-2013 students	64	51	59	72	55	62	363
2013-2014 students	55	68	51	55	70	60	359
2014-2015 students	50	51	65	54	59	74	353
2015-2016 students	58	51	50	70	55	64	348
2012-2013 sections	4	3	3	3	3	3	19
2013-2014 sections	3	4	3	3	3	3	19
2014-2015 sections	3	3	3	3	3	3	18
2015-2016 sections	4	3	3	3	3	3	19
Student Teacher Ratio 2012-2013	16	17	19.7	24	18.3	20.7	19.1
Student Teacher Ratio 2013-2014	18.3	17	17	18.3	23.3	20	18.9
Student Teacher Ratio 2014-2015	16.7	17	21.7	18	19.7	24.7	19.6
Student Teacher Ratio 2015-2016	14.5	17	16.7	23.3	18.3	21.3	18.3

Elementary Schools
Students - Sections - Teachers

12/16/2015

Broken Ground School	K	1	2	3	4	5	Total
2012-2013 students				126	123	105	354
2013-2014 students				120	132	121	373
2014-2015 students				149	123	126	398
2015-2016 students				130	145	112	387
2012-2013 sections				6	6	5	17
2013-2014 sections				6	6	5	17
2014-2015 sections				7	5	6	18
2015-2016 sections				6	6	5	17
Student Teacher Ratio 2012-2013				21	20.5	21	20.8
Student Teacher Ratio 2013-2014				20	22	24.2	21.9
Student Teacher Ratio 2014-2015				21.3	24.6	21	22.1
Student Teacher Ratio 2015-2016				21.7	24.2	22.4	22.8
Christa McAuliffe School	K	1	2	3	4	5	Total
2012-2013 students	61	67	65	81	80	71	425
2013-2014 students	59	66	64	63	84	83	419
2014-2015 students	52	81	65	70	64	87	419
2015-2016 students	56	65	81	65	70	72	409
2012-2013 sections	3	4	3	4	4	3	21
2013-2014 sections	3	4	3	3	4	4	21
2014-2015 sections	3	4	3	3	3	4	20
2015-2016 sections	3	3	4	3	3	3	19
Student Teacher Ratio 2012-2013	20.3	16.8	21.7	20.3	20	23.7	20.2
Student Teacher Ratio 2013-2014	19.7	16.5	21.3	21	21	20.8	20
Student Teacher Ratio 2014-2015	17.3	20.3	21.7	23.3	21.3	21.8	21
Student Teacher Ratio 2015-2016	18.7	16.3	20.3	21.7	23.3	24	21.6

Elementary Schools
Students - Sections - Teachers

12/16/2015

Mill Brook School	K	1	2	3	4	5	Total
2012-2013 students	133	149	123				405
2013-2014 students	122	137	146				405
2014-2015 students	140	130	132				402
2015-2016 students	101	133	125				359
2012-2013 sections	7	7	6				20
2013-2014 sections	7	7	7				21
2014-2015	8	6	6				20
2015-2016 sections	6	8	7				21
Student Teacher Ratio 2012-2013	19	21.3	20.5				20.3
Student Teacher Ratio 2013-2014	17.4	19.6	20.9				19.3
Student Teacher Ratio (K added 2013-2014)	17.5	21.7	22				20.1
Student Teacher Ratio 2015-2016	16.8	16.6	17.9				17.2

All Schools	K	1	2	3	4	5	Total
2012-2013 students	320	337	320	342	341	307	1971
2013-2014 students	290	345	332	320	353	348	1988
2014-2015 students	299	332	330	338	328	354	1981
2015-2016 students	276	311	335	340	340	331	1933
2012-2013 sections	18	18	16	16	17	14	100
2013-2014 sections	16	19	17	16	16	16	100
2014-2015 sections	17	17	15	16	15	16	96
2015-2016 sections	17	17	18	15	15	15	97
Student teacher ratio 2012-2013	17.8	18.7	20	21.4	20.1	21.9	19.7
Student teacher ratio 2013-2014	18.1	18.2	19.5	20	22.1	21.8	19.9
Student teacher ratio 2014-2015	17.6	19.5	22	21.1	21.9	22.1	20.6
Student Teacher Ratio 2015-2016	16.2	18.3	18.7	22.7	22.7	22	20

Concord Elementary Schools
Six Year History - Staff

12/16/2015

Professional Staff	2010-2011	2011-2012	2012-2013	2013-2014	2014-2015	2015-2016	1 Year Change
Principals	5.00	5.00	5.00	5.00	5.00	5.00	0.00
Assistant Principals	2.00	2.00	0.00	0.00	0.00	0.00	0.00
Subtotal	7.00	7.00	5.00	5.00	5.00	5.00	0.00
Regular Education Teachers	2010-2011	2011-2012	2012-2013	2013-2014	2014-2015	2015-2016	1 Year Change
Classroom Teachers	91.50	90.50	90.00	92.00	87.50	88.00	0.50
Reading Specialists	6.00	5.00	5.00	5.00	5.00	5.00	0.00
Media Tech Teachers	0.00	0.00	4.00	4.00	4.00	4.00	0.00
Elementary Math Specialist	1.00	1.00	1.00	1.00	1.00	1.00	0.00
Project SEE Coordinator	1.00	1.00	1.00	1.00	1.00	1.00	0.00
ELL Teachers/Coordinators	1.40	1.40	1.90	1.90	1.90	2.10	0.20
Family Literacy Coordinator	2.17	2.17	0.75	0.75	0.86	0.86	0.00
Art Teachers	4.00	4.00	4.50	4.50	4.50	5.00	0.50
Physical Ed Teachers	4.00	4.00	4.50	4.50	4.50	5.00	0.50
Music Teachers	6.00	5.00	5.00	5.00	5.00	5.00	0.00
Subtotal	117.07	114.07	117.65	119.65	115.26	116.96	1.70
Special Education/Services	2010-2011	2011-2012	2012-2013	2013-2014	2014-2015	2015-2016	1 Year Change
Special Ed Coordinators	4.00	4.00	4.00	3.50	3.50	3.50	0.00
Guidance	5.00	5.00	5.00	5.00	5.00	5.00	0.00
Nurse	5.00	5.00	5.00	5.00	5.00	5.00	0.00
School Psychologist	2.10	2.10	2.00	2.00	2.00	2.00	0.00
LPN	1.27	1.27	1.47	1.40	2.33	2.33	0.00
Autism Teacher	4.00	0.00	3.00	3.00	3.00	3.00	0.00
Special Ed LD Teachers	18.15	17.85	18.15	18.05	18.15	19.15	1.00
Special Ed Speech Language Tchrs	8.10	8.40	8.30	8.40	8.40	8.00	-0.40
3R Teacher	1.00	1.00	1.00	1.00	1.00	1.00	0.00
Occupational Therapist	3.20	3.10	3.10	3.10	3.10	3.10	0.00
Subtotal Professional Staff	51.82	47.72	51.02	50.45	51.48	52.08	0.60

Concord Elementary Schools
Six Year History - Staff

12/16/2015

Teaching Assistant Staff	2010- 2011	2011- 2012	2012- 2013	2013- 2014	2014- 2015	2015- 2016	1 Year Change
Special Ed Instructional Assistants	69.16	53.37	55.13	58.05	57.77	67.21	9.44
Autism Assistants	7.93	8.93	8.93	8.93	8.93	8.93	0.00
Student Support Assistants	5.72	5.72	4.65	3.72	4.63	4.63	0.00
Library Assistants	6.43	5.00	1.00	1.00	1.00	1.00	0.00
Tech Assistants	4.60	4.60	4.60	4.60	4.60	4.60	0.00
Project SEE Assistants	2.55	2.55	2.55	2.55	3.15	3.22	0.07
Subtotal Teaching Assistant Staff	96.39	80.17	76.86	78.85	80.08	89.59	9.51
Tutor Staff	2010- 2011	2011- 2012	2012- 2013	2013- 2014	2014- 2015	2015- 2016	1 Year Change
Title I Tutors						14.62	14.62
Reading Tutors	15.15	12.55	12.57	15.86	16.36		
Math Tutors	1.72	3.15	3.15	4.62	4.62		
ELL Tutors	5.74	5.64	5.62	5.62	5.93	5.93	0.00
Subtotal Tutor Staff	22.61	21.34	21.34	26.10	26.91	20.55	14.62
Administrative Assistant Staff	2010- 2011	2011- 2012	2012- 2013	2013- 2014	2014- 2015	2015- 2016	1 Year Change
Admin Assistants	7.00	6.00	5.00	5.00	7.15	7.15	0.00
Custodial Staff	2010- 2011	2011- 2012	2012- 2013	2013- 2014	2014- 2015	2015- 2016	1 Year Change
Head Custodians	7.00	5.00	5.00	5.00	5.00	5.00	0.00
Custodians	10.00	8.75	10.00	10.00	10.00	10.00	0.00
Subtotal Custodial Staff	17.00	13.75	15.00	15.00	15.00	15.00	0.00

Concord Elementary Schools
Six Year History - Staff

12/16/2015

Food Service Staff	2010- 2011	2011- 2012	2012- 2013	2013- 2014	2014- 2015	2015- 2016	1 Year Change
Head Cook/Elementary Cook III	6.20	6.23	5.32	5.25	5.25	5.25	0.00
Food Service Assistants	3.83	2.49	2.43	2.90	2.96	2.96	0.00
Subtotal Food Service Staff	10.03	8.72	7.75	8.15	8.21	8.21	0.00
Other						2015- 2016	1 Year Change
Elementary Sub Dispatcher	0.36	0.36	0.36	0.36	0.36	0.00	-0.36
Elementary Perm Subs	2.00	2.00	2.00	2.00	4.00	3.00	-1.00
Dist ELL Coord/MBS Home Liaison				0.17	0.20	0.00	-0.20
Title I Preschool	1.40	0.00	0.00	0.00	0.00	0.00	0.00
Subtotal Other	3.76	2.36	2.36	2.53	4.56	3.00	-1.56
Total All Staff (PreK to Grade 5)	332.68	301.13	301.98	310.73	313.65	317.54	3.89

Moved from Elementary Special Education/Services to District Special Services							
COTA	2.71	1.00	1.00	1.00	1.00	1.00	0.00

Rundlett Middle School Annual Enrollment Report December 2015

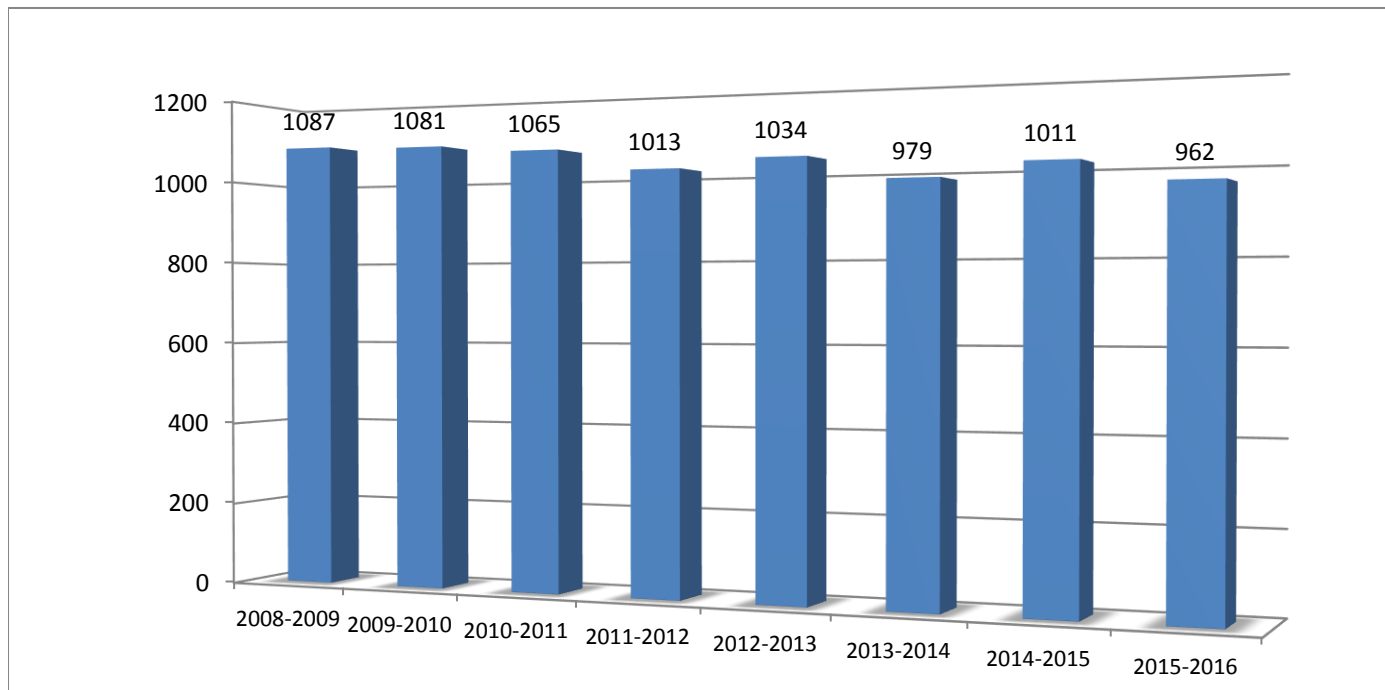


Tom Sica, Rudlett Middle School Principal

Rundlett Middle School
Eight Year Enrollment History

12/16/2015

Grade	2008-2009	2009-2010	2010-2011	2011-2012	2012-2013	2013-2014	2014-2015	2015-2016	1 year change	1 yr chg %	Cohort
6	366	337	359	310	362	299	338	338	0	0%	-16
7	361	375	345	352	306	366	300	342	42	14%	4
8	360	369	361	351	366	314	373	282	-91	-25%	-18
Total	1087	1081	1065	1013	1034	979	1011	962	-49	-5%	-30
	-6%	-1%	-1%	-5%	2%	-5%	3%	-5%			



Rundlett Middle School
Six Year Staff History

Professional Staff	2010-2011	2011-2012	2012-2013	2013-2014	2014-2015	2015-2016	1 yr chg
Principals	1.00	1.00	1.00	1.00	1.00	1.00	0.00
Assistant Principals	2.00	2.00	2.00	2.00	2.00	2.00	0.00
Director of Special Education	1.00	1.00	1.00	1.00	1.00	0.00	-1.00
Subtotal	4.00	4.00	4.00	4.00	4.00	3.00	-1.00

	2010-2011	2011-2012	2012-2013	2013-2014	2014-2015	2015-2016	1 yr chg
Regular Education Teachers							
Classroom Teachers (Core)	45.00	45.00	43.00	40.00	40.00	39.00	-1.00
Reading Specialists	1.00	1.00	1.00	1.00	1.00	1.00	0.00
Library Media Specialist	1.00	1.00	1.00	1.00	1.00	1.00	0.00
Tech Integration Teacher	0.00	0.00	0.00	1.00	1.00	1.00	0.00
Literacy Coach (Title I)	0.00	0.00	0.00	0.00	0.00	0.00	0.00
Math Coach	0.50	0.50	0.50	0.50	0.50	0.50	0.00
ELL Teachers	1.00	1.00	1.50	1.50	1.50	1.50	0.00
Art Teachers	2.50	2.50	2.50	2.80	2.80	3.00	0.20
Physical Ed/Health Teachers	6.00	5.50	5.00	5.00	5.00	5.00	0.00
Music Teachers	4.10	4.10	4.10	3.60	3.60	3.60	0.00
Tech Ed Teachers	2.30	2.30	2.30	2.40	2.50	2.20	-0.30
World Language Teachers	2.80	2.80	2.80	2.40	2.80	2.60	-0.20
Subtotal Professional Staff	66.20	65.70	63.70	61.20	61.70	60.40	-1.30

	2010-2011	2011-2012	2012-2013	2013-2014	2014-2015	2015-2016	1 yr chg
Special Education/Services							
Special Ed Coordinators	0.00	0.00	0.00	0.00	0.00	1.00	1.00
Guidance	4.00	4.00	4.00	4.00	4.00	4.00	0.00
Nurse	1.50	1.50	1.50	1.50	1.50	1.50	0.00
School Psychologist	1.00	1.00	1.00	1.00	1.00	1.00	0.00
LPN	0.00	0.00	0.00	0.00	0.00	0.00	0.00
Autism Teacher	1.00	1.00	1.00	1.00	1.00	1.00	0.00
Special Ed Teachers LD and Inclusion	11.50	8.69	6.00	6.00	6.00	6.00	0.00
Special Ed Teachers, SLP and LBI	1.50	2.59	4.50	4.50	4.50	4.50	0.00
3R Teacher	1.00	1.00	1.00	1.00	1.00	1.00	0.00
Occupational Therapist	0.40	0.40	0.40	0.40	0.40	0.40	0.00
Subtotal Special Services Staff	21.90	20.18	19.40	19.40	19.40	20.40	1.00

Rundlett Middle School
Six Year Staff History

	2010-2011	2011-2012	2012-2013	2013-2014	2014-2015	2015-2016	1 yr chg	
Teaching Assistant Staff								
Special Ed Instructional Assistants	23.82	22.95	20.91	20.84	20.84	17.63	-3.21	(1.46 not filled yet)
Autism Assistants	4.00	4.00	4.00	4.00	4.00	4.00	0.00	
Special Ed Program Assistants	2.93	2.91	2.91	2.84	2.84	2.84	0.00	
Library Assistants	1.79	1.79	1.79	1.79	1.79	1.00	-0.79	
Tech Assistants	0.00	0.00	0.00	0.00	0.00	0.00	0.00	
Admin Program Assistant	0.93	0.93	0.93	0.93	0.93	0.93	0.00	No Filled Yet
Court Liason	0.14	0.14	0.15	0.15	0.15	0.15	0.00	
Subtotal Teaching Assistant Staff	33.61	32.72	30.69	30.55	30.55	26.55	-4.00	
Tutor Staff								
Reading Tutors	4.58	2.58	2.58	2.58	2.58	1.71	-0.87	.87 not filled
Special Ed Tutor				0.14	0.14	0.14	0.00	
Math Tutors	0.00	0.00	0.00	0.00	0.00	0.00	0.00	
ELL Tutors	1.97	1.97	1.97	1.89	1.89	1.89	0.00	
Subtotal Tutor Staff	6.55	4.55	4.55	4.61	4.61	3.74	-0.87	
Administrative Assistant Staff								
Admin Assistants	5.07	5.07	5.07	5.07	5.07	5.07	0.00	
Subtotal Admin Assistants	5.07	5.07	5.07	5.07	5.07	5.07	0.00	
Custodial Staff								
Head Custodian	1.00	1.00	1.00	1.00	1.00	1.00	0.00	
Custodians	7.50	6.00	6.00	6.00	6.00	6.00	0.00	
Subtotal Custodial Staff	8.50	7.00	7.00	7.00	7.00	7.00	0.00	
Food Service Staff								
Head Cook/Elementary Cook III	1.90	1.90	1.90	1.87	1.87	1.00	-0.87	
Food Service Assistants	4.28	3.15	3.15	2.68	2.68	3.50	0.82	
Subtotal Food Service Staff	6.18	5.05	5.05	4.55	4.55	4.50	-0.05	
Other								
Permanent Substitutes	4.00	4.00	4.00	4.00	3.00	3.00	0.00	
Subtotal Other	4.00	4.00	4.00	4.00	3.00	3.00	0.00	

Rundlett Middle School
Six Year Staff History

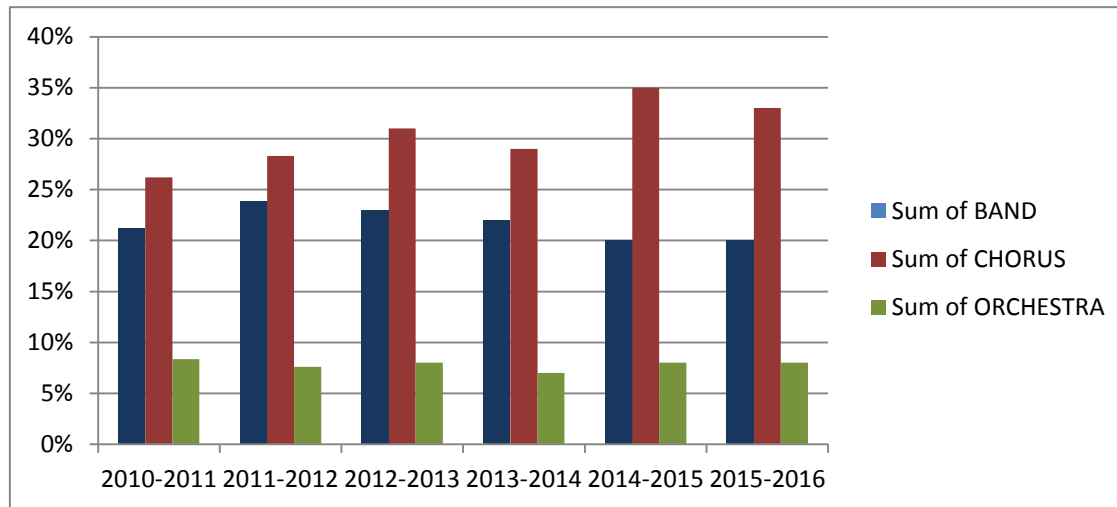
Total All Staff	149.83	143.22	138.41	135.83	135.33	129.16	-6.17
-----------------	--------	--------	--------	--------	--------	--------	--------------

Rundlett Middle School

Department	Teachers	Enrollment in Classes	No Sections	Average Class
Art	3.0	355	18	19.7
Language Arts 6	2.8	325	14	23.2
Language Arts 7/8	5.5	624	27	23.1
Language Arts/Literacy 7 Lab	1.0	96	5	19.2
Tech Ed	2.2	293	13	22.5
Math 6	2.8	325	14	23.2
Math 7/8	5.3	578	26	22.2
Math 7 Lab	2.2	177	10	17.7
Music General	0.8	74	4	18.5
Music Performing groups	2.8	624	15	41.6
Science 6	2.8	338	14	24.1
Scinece 7/8	5.5	623	27	23.1
Social Studies 6	2.8	338	14	24.1
Social Studies 7/8	5.5	619	27	22.9
Classroom Grade 6	2.8	338	14	24.1
Wellness				
Health	2.0	222	12	18.5
PE	3.0	316	18	17.6
Gr. 8 World Lanugage				
French 8	0.4	30	2	15.0
German 8	0.4	55	2	27.5
Latin 8	0.2	16	1	16.0
Spanish 8	0.8	90	4	22.5
Gr. 7 World Language	0.8	79	4	19.8
ELL Teachers	1.5			
Library Media	1.0			
Reading Specialist	1.0			
Math Coach (RMS portion)	0.5			
Tech Integration	1.0			
Total	60.4			
no perf groups, read, math, tech, media	57.6	5911	270	21.9

Rundlett Middle School
Performing Arts

PERFORMING GROUPS	2011	STUDENTS	2012	STUDENTS	2013	STUDENTS	2014	STUDENTS	2015	STUDENTS	2016	STUDENTS
BAND 6	96	27%	99	32%	92	26%	76	25%	80	25%	90	27%
BAND 7	77	22%	76	22%	80	26%	75	20%	61	20%	50	15%
BAND 8	56	16%	67	19%	70	19%	62	20%	58	16%	55	20%
TOTAL	229	21%	242	24%	242	23%	213	22%	199	20%	195	
CHORUS 6	129	36%	111	36%	161	44%	102	34%	180	53%	117	35%
CHORUS 7	93	27%	107	30%	86	28%	16	32%	82	27%	138	40%
CHORUS 8	57	16%	69	20%	78	21%	69	22%	95	25%	65	23%
TOTAL	279	26%	287	28%	325	31%	187	29%	357	35%	320	
ORCHESTRA 6	37	10%	24	8%	41	11%	23	8%	27	8%	37	11%
ORCHESTRA 7	29	8%	32	9%	18	6%	33	9%	23	8%	21	6%
ORCHESTRA 8	23	6%	21	6%	23	6%	16	5%	30	8%	21	7%
TOTAL	89	8%	77	8%	82	8%	72	7%	80	8%	79	
Total All Groups	597	56%	606	60%	649	58%	572	58%	636	63%	594	62%



Concord High School Annual Enrollment Report December 2015

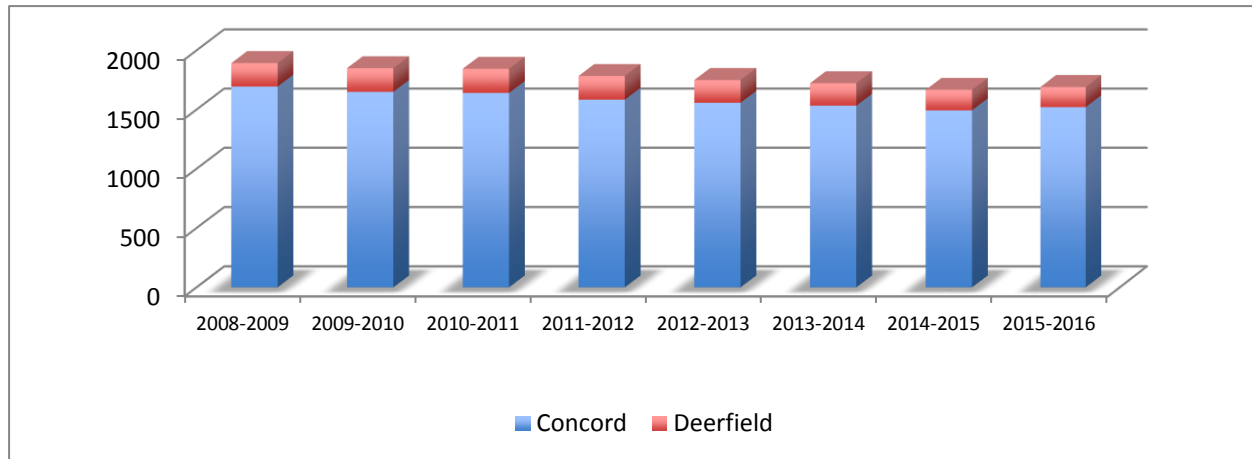


Gene Connolly, Concord High School Principal

Concord High School
10 Year Enrollment History

12/16/2015

Grade	2008-2009	2009-2010	2010-2011	2011-2012	2012-2013	2013-2014	2014-2015	2015-2016
Concord	429	445	475	417	416	425	372	436
Deerfield	57	58	60	52	52	45	44	46
Grade 9	486	503	535	469	468	470	416	482
Concord	411	358	396	417	395	386	406	328
Deerfield	61	52	45	58	48	45	50	43
Grade 10	472	410	441	475	443	431	456	371
Concord	398	418	384	350	369	349	354	376
Deerfield	34	57	47	42	52	41	39	42
Grade 11	432	475	431	392	421	390	393	418
Concord	456	428	385	399	377	372	361	380
Deerfield	46	33	52	48	40	59	40	39
Grade 12	502	461	437	447	417	431	401	419
Concord ALL	1694	1649	1640	1583	1557	1532	1493	1520
Deerfield ALL	198	200	204	200	192	190	173	170
CHS Total	1892	1849	1844	1783	1749	1722	1666	1690
Change	1 0.1%	-43 -2.3%	-5 -0.3%	-61 -3.3%	-34 -1.9%	-27 -1.5%	-56 -3.3%	24 1.01%



Department	Teachers	Student Enrollment in Semester I classes	Average Teacher Load	No. Sections	Average Class Size
Art	3.1	341	110	15	22.7
Business	1.8	260	144	9	28.9
English	13.5	1576	117	68	23.2
Industrial Arts	1.0	95	95	5	19.0
Digital Education	0.9	101	112	4	25.3
Math	12.3	1454	118	62	23.5
Music	2.2	460	209	11	41.8
Reading	1.8	70	39	9	7.8
Science	15.4	1786	116	77	23.2
Social Studies	12.2	1483	122	61	24.5
Wellness	6.7	756	113	33	22.9
Life Studies	1.0	124	124	5	24.8
World Language	0.0				
French	1.4	170	121	7	24.3
Spanish	4.0	454	114	20	22.7
Latin	1.4	140	100	7	20.0
German	2.0	198	99	10	19.8
ELL teachers	2.0				
Media Specialist	1.0				
Literacy Coach	0.2				
Tech Integrator	0.5				
Curriculum Facilitators	2.0				
Total Staff	86.4	9468		403	
Staff - ELL, media, literacy, c	81.7	9468	116	403	23.5

Department	Oct. '06	%	Oct. '07	%	Oct. '08	%	Oct. '09	%	Oct. '10	%	Oct. '11	%	Oct. '12	%	13-Oct	%	14-Oct	%
Art	550	28%	533	28%	554	29%	465	25%	473	26%	424	24%	411	23%	421	24%	341	20%
Business	231	12%	300	16%	228	12%	232	13%	235	13%	241	14%	298	17%	303	18%	260	16%
English	2031	>100%	1936	>100	1874	99%	1784	96%	1812	98%	1717	97%	1646	94%	1641	95%	1576	95%
Industrial Arts	145	8%	166	9%	91	5%	99	5%	92	5%	104	6%	104	6%	102	6%	95	6%
Mathematics	1813	94%	1677	89%	1703	90%	1662	90%	1711	93%	1615	91%	1539	88%	1519	88%	1454	87%
Music	443	23%	383	20%	350	19%	365	20%	311	17%	293	17%	293	17%	425	25%	460	28%
Reading	97	5%	77	4%	58	3%	66	4%	54	3%	51	3%	47	3%	53	3%	70	4%
Science	1782	93%	1671	88%	1704	90%	1673	90%	1805	98%	1777	>100%	1905	109%	1854	108%	1786	107%
Social Studies	1653	85%	1554	82%	1656	88%	1791	97%	1704	92%	1658	94%	1672	96%	1623	94%	1483	89%
Wellness	1699	88%	1482	78%	1589	84%	1470	80%	1471	80%	1281	72%	1024	59%	933	54%	880	53%
World Language	1118	58%	1038	55%	1079	57%	1006	54%	1042	57%	1022	58%	1004	57%	0	0%	962	58%
Enrollment:	1909		1944		1892		1849		1844		1783		1749		1722		1666	

Class Size Report for Fall 2014

Sections with Enrollment less than 15

English 9	14	14
Arch Draw	14	
German 1	13	
German 4	14	
Latin 1	14	11
Spanish 4	11	
Discrete Math	13	

Sections with Enrollment greater than 30

Adv Alg 2	31
-----------	----

Student Enrollment	Concord	Deerfield	Total		Second	Stcond	Start PT
Grade 9	436 *	46	482	(416)	2	3	
Grade 10	328 **	43	371	(456)	1	5	
Grade 11	376 ***	42	418	(393)	3	3	
Grade 12	380	39	419	(401)	2	4	
Total:	1520	170	1690	(1666)	8	15	

* Includes 1 Home Schooled student taking classes

** Includes 1 OOD student taking a class

*** Includes 2 Home Schooled students

Professional Staff

Regular Classroom Teachers	86.7
ELL	3
Reading	0.8
Reading ELL	1
SPED Autism	1
SPED Advance	3
SPED Access	3
SPED LBI	2
SPED LD	9
Total:	109.5

Guidance Counselors	7.00
Information/Media Specialists	1.00
Nurses	2.00
Total:	10.00

Administrators

Principal	1.00
Assistant Principals	3.50
Technical Center Director	0.50
Total:	5.00

Other Special Services Staff

Special Education Coordinators	2.00
Psychologist	1.00
Occupational Therapist	0.60
Speech & Language *staff included in sped st	1.50
Job Developer	0.60
Counselor/Therapist	1.13
Social Worker	1.00
Total:	7.83

Paraprofessional Staff

CHS PA Admin	3.78
IA Media	1.79
IA Deerfield	1.93
Special Education Paraprofessionals	34.41
Advance Program Paraprofessionals	3.30
Total:	45.21

Administrative Assistants

Guidance	1.00
Special Education	1.00
CRTC	1.00
Community Education	1.00
10 Month Admin Assistants	5.73
Other Admin. Assistants	3.07
Total:	12.80

Facility Staff

Custodians Full-time	12.00
Custodians Part-time	1.75
Total:	13.75

Cafeteria Staff

Head Cook	1.07
Food Service Assistants	5.19
Total:	6.26

Department	No. Teachers	No. Students	Average Teacher Load	No. Sections	Average Class Size
Art	3.0	309	103.0	15	20.6
Business	2.0	264	115.5	10	26.4
English	13.3	1538	115.6	70	21.9
Tech Education	1.0	99	99.0	5	19.8
Digital Education	0.9	43	47.7	4	10.7
Math	12.6	1488	118.0	62	24.0
Music	2.2	459	208.6	10	45.9
Reading	0.8	78	97.5	4	19.5
Science	15.7	1614	102.8	77	20.9
Social Studies	12.5	1542	123.3	63	24.4
Wellness	5.1	807	158.2	26	31.0
Life Studies	1.0	115	115.0	5	23.0
World Languages	0.0				
French	1.6	186	116.2	8	23.2
Spanish	3.8	452	118.9	18	25.1
Latin	1.4	124	88.5	7	17.7
German	2.0	199	99.5	10	19.9
ELL Teachers	4.0				
Media Specialist	1.0				
Literacy Coach	0.3				
Tech Integrator	0.5				
Curriculum Facilitators	2.0				
Total Staff	86.7				
Summary:					

Note #1: Curriculum Facilitators for English, Math Science and Social Studies teach three sections.
Curriculum Facilitator for Art teach four sections.

Note #2: Wellness includes Health and Physical Education programs.

Note #3: ELL has a section in Science, Social Studies and Math

Concord High School
Semester 1 Enrollments

12/16/2015

Department	Teacher	Course	No. Students
Art	Cabral Sullivan, Karen (Part-time .20)	Color & Design	23
		Total:	23
	Denoncourt, Holly	Color & Design	24
		Color & Design	24
		Photo I	24
		Photo I	22
		Intro to Dig. Art and Design	22
		Total:	116
	Dietsch, Erika	Color & Design	24
		Ceramics I	21
		Ceramics I	19
		Ceramics I	21
		Housing & Int Design	18
		Total	103
	Fullam, Jeff .80 (Curriculum Facilitator .20)	Drawing & Painting I	24
		Drawing & Painting I	24
		Metalworking & Jewelry 1	20
		Adv. Art Seminar	22
		Total:	90
	Art Total:		
Business	Crowley, Bill	AP Economics	30
		AP Economics	28
		Money Management	29
		Money Management	29
		Entrepreneurship	25
		Total:	141
	Hilstro, Danielle	Accounting I	28
		Money Management	28
		Money Management	27
		Comp Lit	22
		Comp Lit	18

Concord High School
Semester 1 Enrollments

12/16/2015

Department	Teacher	Course	No. Students	
		Total:	123	
		Business Total:	264	
Digital Education	Bourque, Justin	Coding	21	
		Coding	22	
		Total:	43	
	Messineo, Joe	Coding	20	
		Coding	23	
		Total:	43	
			Digital Education Total:	43
	English	Chambers, Elizabeth	English 9	20
			English 9	23
			English 9	23
English 10			25	
Journalism			28	
Total:			119	
Crumrine, Heidi		English 9	18	
		English 9	24	
		English 9	30	
		English 10	25	
		English Flex	22	
		Total:	119	
Belair, Dawn		Film Study	29	
		Film Study	28	
		English 11	26	
		English 11	28	
		English 11	23	
		Total:	134	
Dater, Jill		English 11	26	

Concord High School
Semester 1 Enrollments

12/16/2015

Department	Teacher	Course	No. Students
		English 11	29
		English 11	23
		Advanced Writing	18
		Career Communication	23
		Total:	93
	Fournier, Denise	English 11	25
		English 11	24
		Brit Lit	19
		Public Speaking	21
		AP Lit and Comp	18
		Total:	107
	Houghton, Kristen	English 9	19
		English 9	25
		English 9	23
		Digital Production	24
		AP Lit and Comp	18
		Total:	109
	Kelly, Jon	English 9	27
		English 9	24
		English 9	19
		Film Study	28
		Adv. Writing	24
		Total:	122
		Total:	122
	Lawson, Linda	English 11	25
	(Curriculum Facilitator .40)	English 11	27
		Journalism	28
		Total:	80
	Mullins, Angella	English 9	25

Concord High School
Semester 1 Enrollments

12/16/2015

Department	Teacher	Course	No. Students
	(Literacy Coach .20)	English 9	22
		English 9	25
		Public Speaking	25
		Total:	97
	Lawson, Linda	English 11	27
		English 11	17
		English 11	24
		English 11	19
		Journalism	24
		Total:	111
	Ouellette-Cygan, Heather (Part-time .60)	English 11	27
		English 11	27
		English 11	27
		Total:	81
	Skoby, Matt	English 10	26
		English 10	26
		English 10	29
		Poetry	29
		English Flex	n/a
		Total:	110
	Vaught, Cheryl	English 10	24
		English 10	22
		English 10	23
		English 10	20
		World Lit	27
		Total:	116
	Vickery, Meredith	English 9	21
		English 9	24
		English 9	18
		Crime & Mystery	27
		Public Speaking	24

Concord High School
Semester 1 Enrollments

12/16/2015

Department	Teacher	Course	No. Students
		Total:	114
	Watson, Diane	English 10	20
		English 10	20
		English 10	18
		Film Study	26
		Advanced Writing	24
		Total:	108
	York, Beth	English 11	21
	(Part time .40)	English 11	19
		Total:	40
		English Total:	1538

Concord High School
Semester 1 Enrollments

12/16/2015

Department	Teacher	Course	No. Students
ELL	Berlin, Natasha	ELL Pre Lit	10
		ELL II	11
		ELL II	10
		ELL Science	9
		ELL Pre Lit Science	10
		Total:	50
	Newton, Jane	ELL Reading	21
		ELL Reading	24
		ELL Reading	26
		ELL Reading	17
		ELL Reading	22
		Total:	110
	Varagic, Gordana	ELL Social Studies	6
		ELL 3	15
		ELL 3	15
		ELL I	10
		Total:	46
	Zappala, Jessica	ELL I	11
		ELL II	13
		ELL Pre Lit	10
ELL PreLit Social Studies		10	
Total:		44	
	ESOL Total:	250	
Mathematics	Barnett, Nicole	Geometry	26
		Geometry	21
		Advanced Geometry	28
		Advanced Geometry	30
		ELL Math	30
		Total:	135
	Batchelder, Judy	AP Calc	26
		AP Calc	27

Concord High School
Semester 1 Enrollments

12/16/2015

Department	Teacher	Course	No. Students
		Alg I	28
		Alg I	27
		Exp Math	27
		Total:	135
	Bealulieu, Tim	Algebra I	20
		Algebra I	27
		Pre Calc I	25
		Pre Calc I	28
		Pre Calc I	30
		Total:	130
	Bliss, Adam	Algebra II	23
		Advanced Algebra II	23
		Advanced Algebra II	27
		Algebra I	23
		Algebra I	20
		Total:	116
	Bourgeois, Amy	Advanced Algebra II	29
		Advanced Algebra II	25
		Geometry	23
		Geometry	23
		Advanced Geometry	26
		Total:	126
	Crowther, Graeme	Geometry	19
		Geometry	18
		Discrete	17
		Algebra I	29
		Algebra I	24
		Total:	107
	Foster, Wendy	Algebra II	26
		Algebra II	21
		Pre Calc I	21

Concord High School
Semester 1 Enrollments

12/16/2015

Department	Teacher	Course	No. Students
		Pre Calc I	21
		Senior Math	12
		Total:	101
	Hatcher, Tamara (Curriculum Facilitator .40)	AP Stats	30
		AP Stats	26
		Matt Flex	0
		Total:	56
	Jared, Patty	Algebra II	30
		Algebra II	29
		AP Stats	30
		AP Stats	30
		EXP Math	26
		Total:	145
	Lowe, Joanne	Algebra II	17
		Algebra II	13
		Algebra II	23
		Geometry	17
		Geometry	19
		Total:	89
	Mercier, Derek	Geometry	27
		Geometry	20
		Geometry	23
		Advanced Pre Calc	26
		Advanced Pre Calc	26
		Total:	122
	Proulx, Joe	Geometry	22
		Geometry	24
		Advanced Geometry	20
		Advanced Geometry	21
		Calculus	20
		Total:	107

Concord High School
Semester 1 Enrollments

12/16/2015

Department	Teacher	Course	No. Students
	Winch, Theo-Anne	Algebra II	18
		Algebra II	21
		Algebra II	27
		Algebra I	25
		Algebra I	28
		Total:	119
		Mathematics Total:	1488

Concord High School
Semester 1 Enrollments

12/16/2015

Department	Teacher	Course	No. Students	
Music	Cohen, Gabe	Co-teaches band	148	
		AP Music Theory	20	
		Music Theory	16	
		Guitar I	26	
		Guitar I	29	
		Total:	239	
		Jim Foley (Part-time .40)	Co-teaches 2 classes w/Gabe	
	Cowette, Brin (Part-time .60)	Chamber I	25	
		Concert Choir	49	
		Concert Choir	58	
		Total:	132	
	Tony Varga (Part-time CHS .40)	Jazz Rock	14	
		Orchestra	74	
		Total:	88	
		Music Total:	459	
Reading	Mitchell, Katherine (Part-time .80)	Reading	18	
		Reading	19	
		Reading	20	
		Reading	21	
		Total:	78	
	Reading Total:	78		
Science	Anderson, Cody	Physics	24	
		Physics	23	
		Physics	21	
		Physics	22	
		Physics	21	
		Total:	111	
	Bofinger, Lise	Freshwater Ecology	25	

Concord High School
Semester 1 Enrollments

12/16/2015

Department	Teacher	Course	No. Students
	(Curriculum Facilitator .40)	AP Environmental	16
		AP Environmental	18
		Total:	59
	Bryde, Jonathan	Chemistry	21
		Chemistry	24
		Chemistry	25
		The Chemistry of Life	21
		Extended Chem	0
		Total:	91
	Carson, Sarah	Chemistry	23
		Chemistry	20
		Anatomy & Physiology	24
		Anatomy & Physiology	20
		Anatomy & Physiology	19
		Total:	106
	Clarner, Phil	Physics	21
		Physics	24
		Physics	21
		Physics	24
		Physics of Engineering	14
		Total:	104
	Fleming, Chad	AP Physics	19
		AP Physics	18
		Physics	24
		Physics	24
		Physics	21
		Total:	106
	Harrison, Frank	Biology	25
		Biology	25
		Biology	25
		Chemistry	25

Concord High School
Semester 1 Enrollments

12/16/2015

Department	Teacher	Course	No. Students
		Total:	100
	Hromis, Marianne (Part-time .20)	Freshwater Ecology	26
		Total:	26

Concord High School
Semester 1 Enrollments

12/16/2015

Department	Teacher	Course	No. Students
	Mailhot, Kelly	Biology	26
		Biology	22
		Biology	25
		Astronomy	22
		Astronomy	19
		Total:	114
	Malloy, Rebecca	Biology	23
		Bioly	25
		Biology	24
		AP Psychology	23
		AP Psychology	23
		Total:	118
	Petzold, Jason	Chemistry	19
		Chemistry	20
		Chemistry	20
		Chemistry	23
		Chemistry	21
		Total:	103
	Pratt, Sara	Chemistry	23
		Chemistry	22
		Chemistry	23
		Chemistry	23
		Chemistry	22
		Total:	113
	Reardon, Donna	Biology	24
		Biology	25
		Biology	25
		Biology	25
		ELL Science	9
		Total:	108

Concord High School
Semester 1 Enrollments

12/16/2015

Department	Teacher	Course	No. Students
	Salagaj, Marilyn	Human Pshycology	25
		Physics	24
		Physics	27
		Physics	21
		Physics Flex	n/a
		Total:	97
	Sargent, Rachel	Biology	27
		Biology	27
		Biology	24
		Human Psychology	28
		Human Psychology	27
		Total:	133
	Vinskus, Lyn	Chemistry	20
		Chemistry	21
		AP Chemistry	16
		AP Chemistry	19
		Physics	22
		Total:	98
	Voth-Palisi, Jane	Biology	24
		Biology	25
		Biology	26
		AP Biology	26
		AP Biology	21
		Total:	122
Science Total:			1614
Social Studies	Aquilini, Allison	Economics	30
		Civics	26
		Civics	27
		Civics	29
		Civics	16
		Total:	128

Concord High School
Semester 1 Enrollments

12/16/2015

Department	Teacher	Course	No. Students
	Black-Ingersoll, Tristan	Big History	16
		Big History	19
		Big History	17
		Economics	29
		Economics	29
		Total:	110
	Bleier-Woods, Kimberly	Geography & Culture	22
		Geography & Culture	24
		Geography & Culture	25
		Street Law	29
		Street Law	22
		Total:	122
	Boezeman, Chrigus	Geography & Culture	24
		Geography & Culture	26
		Geography & Culture	24
		Street Law	30
		Street Law	30
		Total:	134
	Boyajian, Stacie	US History	27
		US History	30
		US History	27
		US History	29
		ELL Social Studies	6
		Total:	119
	Breen, Dan (Part-time .80)	Civics	27
		US History	29
		US History	26
		US History	27
		Total:	109

Concord High School
Semester 1 Enrollments

12/16/2015

Department	Teacher	Course	No. Students
	Briers, Andrew	Social Studies A.C.E. 1/2 peric	5
		Social Studies A.C.E.1/2 peric	5
		World History	27
		US History	29
		US History	27
		US History	29
		Total:	122
	Duclos, Jeremy	AP American	18
		AP American	17
		US History	29
		US History	29
		US History	30
		Total:	123
	Fuhrmeister, Sarah	Geography and Cultures	25
		Geography and Cultures	22
		Geography and Cultures	22
		Civics	30
		Civics	27
		Total:	126
	Herr, Chris (Curriculum Facilitator .40)	Geography & Culture I	19
		Geography & Culture I	28
		Geography & Culture I	20
		Total:	67
	Isikdag, Fatma	Economics	26
		Economics	27
		Economics	28
		World History	28
		AP Euro	12
		Total:	121

Concord High School
Semester 1 Enrollments

12/16/2015

Department	Teacher	Course	No. Students
	Pospychala, Bart	Geography & Culture I	30
		Geography & Culture I	20
		Geography & Culture I	28
		US History	28
		War & Peace	29
		Total:	135
	Robinson, Rebecca	Geography & Culture I	21
		Geography & Culture I	26
		Geography & Culture I	26
		History or Hollywood	26
		Civis	27
		Total:	126
		Social Studies Total:	1542
Tech Ed	Golden, George	Architectural Drawing	19
		Intro to Woodworking	18
		Draft 1	23
		Intro to Engineering	15
		Draft 1	24
		Total:	99
		Industrial Arts Total:	99
Special Education	Bombaci, Peter	(Caseload)	Total: 10
	Camacho, Jesse	(Caseload)	Total: 18
	Cobb, James	(Caseload)	Total: 9
	Comstock, Meagan	(Caseload)	Total: 8

Concord High School
Semester 1 Enrollments

12/16/2015

Department	Teacher	Course	No. Students
	Dallman, Sara	(Caseload)	
		Total:	19

Concord High School
Semester 1 Enrollments

12/16/2015

Department	Teacher	Course	No. Students
	Hans, Sarah	(Caseload)	Total: 17
	Kilday, Cathy	(Caseload)	Total: 16
	Looney, Jen	(Caseload)	Total: 11
	Mead, Margie	(Caseload)	Total: 15
	Orlen, Lauren	(Caseload)	Total: 15
	Peare, Kristina	(Caseload)	Total: 6
	Poisson, Chelsea	(Caseload)	Total: 14
	Sergio, Pam	(Caseload)	Total: 17
	Sommers, Aaron	(Caseload)	Total: 20
	Speckman, Michele	(Caseload)	Total: 6
	Speidel, Jen	(Caseload)	Total: 11
	Tuttle, Adam	(Caseload)	Total: 13

Concord High School
Semester 1 Enrollments

12/16/2015

Department	Teacher	Course	No. Students
	Unger, Monica	(Caseload)	
		Total:	12

Concord High School
Semester 1 Enrollments

12/16/2015

Department	Teacher	Course	No. Students
	Wyatt, Megan	(Caseload)	
		Total:	18
	York, Beth	Prep Reading 1/2 period*	7
	(Part-time .60)	Prep Reading 1/2 period*	5
	(*class numbers not include)	Prep Reading*	6
		Prep Reading*	5
		Total:	23
		Special Education Total:	278
Wellness	Barry, Leslie	Health II	26
		Health II	30
		Yoga	26
		Yoga	30
		Self Defense for Women	26
		Total:	138
	Brown, Eric	Fitness Class	27
		Fitness Class	27
		Frehman PE	17
		Frehman PE	23
		Dance and Aerobics	25
		Total:	119
	Daly, Hayden	Health I	30
		Health I	29
		Health I	30
		PE Activity	29
		Self Def for Women	24
		Total:	142
	Harrison, Frank	Rope	14
		Total:	14

Concord High School
Semester 1 Enrollments

12/16/2015

Department	Teacher	Course	No. Students
	Munnell, Hamilton	Fitness Class	29
		Fitness Class	31
		Freshman PE	24
		Freshman PE	22
		Freshman PE	30
		Total:	136
	Noel, Kelly	Health II	27
		Health II	24
		CPR & First Aid	29
		CPR & First Aid	30
		Care and Prevention	29
		Total:	139
	Vashaw, Myrna	Intro to Cooking	21
		Intro to Cooking	24
		Intro to Cooking	24
		Intro to Cooking	23
		Peer to Peer	23
		Total:	115
		Wellness Total:	803
World Languages	Blais, Lise	French II	24
		French II	25
		French II	22
		French III	17
		French III	23
		French IV	29
		Total:	140
	Brown, Michael (Part-time .80)	Latin I	20
		Latin III	16
		Latin IV/V	20
		Latin IV/V	14
		Total:	70

Concord High School
Semester 1 Enrollments

12/16/2015

Department	Teacher	Course	No. Students
	Burggraf, Jessica	German I	15
		German II	14
		German II	24
		Total:	53
	Chamberlin, Kerry	Spanish I	27
		Spanish I	26
		Spanish III	26
		Spanish III	22
		Spanish IV	29
		Total:	130
	Ernst, Laura (Part-time CHS .40)	German II	26
		German IV	15
		Total:	41
	Lakhdim, Wendy	Spanish II	19
		Spanish II	24
		Spanish II	19
		Spanish III	20
		Spanish III	26
		Total:	108
	McDonough, Katie (Part-time .60)	Latin II	19
		Latin II	16
		Latin III	19
		Total:	54
	Page, David (Part-time .40)	French I	23
		French I	23
		Total:	46
	Prewitt, Laura	Spanish I	27
		Spanish II	28
		Spanish II	29

Concord High School
Semester 1 Enrollments

12/16/2015

Department	Teacher	Course	No. Students
		Spanish II	20
		Spanish IV	26
		Total:	130
	van Steenberg, Marnix	German I	15
		German III	22
		German III	29
		German IV	19
		German IV	20
		Total:	105
	Visco, Gabriella (Part-time .80)	Spanish II	28
		Spanish II	24
		Spanish IV	12
		Spanish IV	20
		84	
		World Languages Total:	961

Sections with Enrollment less than 15

Senior Math 12
Algebra II 13
AP Euro 12
Latin IV/V 14
Spanish II 12
Physics of Engineering 12

Sections with Enrollment 30 or Over

Fitness Class 31

* These lists do not include SPED, ELL, Extended time or Band.

Concord High School All Staff
Six Year History

12/16/2015

Professional Staff	2010-2011	2011-2012	2012-2013	2013-2014	2014-2015	2015-2016	1 Year Change
Principals	1.00	1.00	1.00	1.00	1.00	1.00	0.00
Assistant Principals	4.00	4.00	4.00	4.00	4.00	4.00	0.00
Subtotal	5.00	5.00	5.00	5.00	5.00	5.00	0.00
Regular Education Teachers	2010-2011	2011-2012	2012-2013	2013-2014	2014-2015	2015-2016	1 Year Change
Classroom Teachers (Core)	58.90	58.90	58.70	58.50	53.40	54.10	0.70
Reading Specialists	1.80	1.80	1.80	1.80	1.80	0.80	-1.00
ELL Reading Specialist	0.00	0.00	0.00	0.00	0.00	1.00	1.00
Media Tech Teachers/Library	2.00	1.00	1.00	1.00	1.00	1.00	0.00
Literacy Coach (Title I)	0.00	0.20	0.20	0.20	0.20	0.30	0.10
ELL Teachers	2.00	2.00	2.00	2.00	2.00	3.00	1.00
Art Teachers	4.00	3.40	3.60	3.80	3.10	3.00	-0.10
Physical Ed/Health.LS Teachers	8.65	7.60	7.60	7.60	6.70	6.10	-0.60
Music Teachers	2.00	2.20	2.20	2.20	2.20	2.20	0.00
Tech Ed Teachers	1.00	1.00	1.00	1.00	1.00	1.00	0.00
World Language Teachers	9.00	9.80	9.20	8.80	8.80	8.80	0.00
Business Teachers	2.00	2.00	2.00	2.00	1.80	2.00	0.20
Digital Ed (Coding)					0.90	0.90	0.00
Technology Integrator					0.50	0.50	0.00
Curriculum Facilitators	2.00	2.00	2.00	2.00	2.00	2.00	0.00
Subtotal Regular Education	93.35	91.90	91.30	90.90	85.40	86.70	1.30
CRTC Professional Staff	2010-2011	2011-2012	2012-2013	2013-2014	2014-2015	2015-2016	1 Year Change
Program Teachers	10.34	9.00	8.67	8.67	8.67	9.01	0.34
Health Science Asst. (WESS)				0.46	0.46	0.28	-0.18
Culinary (WESS)					0.89	0.89	0.00
Auto (WESS)						0.43	0.43
Fire Science Coordinator					1.00	1.00	0.00
CRTC Assessment					0.30	0.00	-0.30

Concord High School All Staff
Six Year History

12/16/2015

Student Support Coordinator	1.00	1.00	1.00	1.00	1.00	1.00	0.00
Subtotal CRTC Professional Staff	11.34	10.00	9.67	10.13	12.32	12.61	0.29

Special Education/Services Staff	2010-2011	2011-2012	2012-2013	2013-2014	2014-2015	2015-2016	1 Year Change
Special Ed Coordinators	2.40	2.40	2.40	2.40	2.00	2.00	0.00
Guidance	8.00	7.00	7.00	7.00	7.00	7.00	0.00
Nurse	1.90	1.90	1.90	2.00	2.00	2.00	0.00
School Psychologist	0.90	0.90	1.00	1.00	1.00	1.00	0.00
Autism Teacher	1.00	1.00	1.00	1.00	1.00	1.00	0.00
Special Ed Teachers (LD + Access)	11.00	11.60	12.60	12.60	12.60	12.60	0.00
Speech Language Teachers	3.50	3.50	3.50	3.50	3.50	3.50	0.00
EH Teacher	3.00	3.00	3.00	3.00	3.00	3.00	0.00
Social Worker	0.00	0.00	1.00	1.00	1.00	1.00	0.00
Occupational Therapist	0.60	0.60	0.60	0.60	0.60	0.60	0.00
Counselor Therapists	1.13	1.13	1.13	1.13	1.13	1.13	0.00
Project Search Teacher	1.00	1.00	1.00	1.00	1.00	1.00	0.00
Diploma Academy/Adult HS Coord	1.00	1.00	1.00	1.00	1.00	1.00	0.00
Subtotal Special Ed Svcs Staff	35.43	35.03	37.13	37.23	36.83	36.83	0.00

Teaching Assistant Staff	2010-2011	2011-2012	2012-2013	2013-2014	2014-2015	2015-2016	1 Year Change
Special Ed Instructional Assistants	51.31	37.37	39.28	41.86	37.99	37.73	-0.26
Autism Assistants	0.00	0.00	0.00	0.00	0.00	0.00	0.00
Special Ed Program Assistants	2.00	3.30	3.30	3.30	3.30	1.91	-1.39
Library Assistants	1.79	1.79	1.79	1.79	1.79	1.79	0.00
Tech Assistants	0.00	0.00	0.00	0.00	0.00	0.00	0.00
Admin Program Assistant	3.07	3.07	3.07	3.07	3.07	3.07	0.00
Health Assistant	0.71	0.00	0.00	0.00	0.00	0.00	0.00
CRTC Assistants	4.75	4.38	5.22	3.10	2.66	2.03	-0.63
Court Liaison	0.72	0.72	0.71	0.71	0.71	0.71	0.00
Diploma Academy Assistants	1.00	1.00	0.43	0.00	0.00	0.00	0.00
Subtotal Teaching Assistant Staff	65.35	51.63	53.80	53.83	49.52	47.24	-2.28

Concord High School All Staff
Six Year History

12/16/2015

Tutor Staff	2010-2011	2011-2012	2012-2013	2013-2014	2014-2015	2015-2016	1 Year Change
Reading Tutors	1.93	1.71	1.71	1.71	1.71	1.71	0.00
Math Tutors	0.93	0.86	0.86	0.85	0.00	0.00	0.00
ELL Tutors	3.51	3.51	3.51	3.51	3.51	3.51	0.00
Special Ed tutors	3.50	1.79	1.86	1.86	1.86	1.86	0.00
Subtotal Tutor Staff	9.87	7.87	7.94	7.93	7.08	7.08	0.00
<hr/>							
Administrative Assistant Staff	2010-2011	2011-2012	2012-2013	2013-2014	2014-2015	2015-2016	1 Year Change
Admin Assistants	12.67	12.67	12.60	12.67	12.67	12.80	0.13
<hr/>							
Custodial Staff	2010-2011	2011-2012	2012-2013	2013-2014	2014-2015	2015-2016	1 Year Change
Head Custodians	1.00	1.00	1.00	1.00	1.00	1.00	0.00
Custodians	13.25	11.75	12.75	12.75	12.75	12.75	0.00
Subtotal Custodial Staff	14.25	12.75	13.75	13.75	13.75	13.75	0.00
<hr/>							
Food Service Staff	2010-2011	2011-2012	2012-2013	2013-2014	2014-2015	2015-2016	1 Year Change
Head Cook/Elementary Cook III	1.93	2.00	2.00	1.87	2.00	1.07	-0.93
Food Service Assistants	5.82	4.91	4.88	4.25	4.25	5.19	0.94
Subtotal Food Service Staff	7.75	6.91	6.88	6.12	6.25	6.26	0.01
<hr/>							
Other	2010-2011	2011-2012	2012-2013	2013-2014	2014-2015	2015-2016	1 Year Change
Permanent Substitutes	3.00	3.00	3.00	3.00	3.00	3.00	0.00
Job Developer	0.60	0.60	0.60	0.60	0.60	0.60	0.00
Preschool Instructor			0.67	0.67	0.67	0.67	0.00
CHS Campus Monitor	0.00	0.00	0.00	0.00	0.86	0.86	0.00

Concord High School All Staff
Six Year History

12/16/2015

DA Assistant Coordinator	1.00	1.00	1.00	1.00	1.00	1.00	0.00
DA Teacher	0.00	0.10	0.10	0.00	0.00	0.00	0.00
Subtotal Other	4.60	4.70	5.37	5.27	6.13	6.13	0.00
Total	259.61	238.46	243.44	242.83	234.95	234.40	-0.55